



G O L D
R O Y A L T I E S

DEVELOPING ROYALTY ASSETS IN NORTH AMERICA

C o r p o r a t e P r e s e n t a t i o n

March 2018

TSX-V: ELY OTC: ELYGF

elygoldinc.com

FORWARD LOOKING STATEMENTS



This presentation contains statements concerning Ely Gold Royalties' acquisition, development, and marketing of North American precious metal resource properties and the Company's intent to sell or option portfolio properties, while reserving any royalties. Such forward-looking statements or information are based on a number of assumptions, which may prove to be incorrect.

Although Ely Gold Royalties believes that the expectations reflected in such forward-looking statements or information are reasonable, undue reliance should not be placed on forward-looking statements because the Company can give no assurance that such expectations will prove to be correct. Forward-looking statements or information are based on current expectations, estimates and projections that involve a number of risks and uncertainties which could cause actual results to differ materially from those anticipated by the Company and described in the forward-looking statements or information. These risks and uncertainties include, but are not limited to, risks associated with geological, geometrical and geophysical interpretation and analysis, the ability of the Company to obtain financing, equipment, supplies and qualified personnel necessary to carry on exploration, exploitation or acquisition of properties and the general risks and uncertainties involved in mineral exploration and analysis.

The forward-looking statements or information contained in this presentation are made as of the date hereof and the Company undertakes no obligation to update publicly or revise any forward-looking statements or information, whether as a result of new information, future events or otherwise, unless so required by applicable securities laws.

WHAT IS ELY GOLD ROYALTIES?

Developing Royalty Assets in North America



- **Emerging royalty company since 2016**
 - Highly leveraged to the price of Gold
 - Excellent Exploration Leverage
 - Undervalued vs peers in the emerging royalty space
 - Operate with limited overhead
- **Effective royalty generation business model**
 - Portfolio of + 70 exploration projects focused in Nevada - 41 PROJECTS UNDER EXPLORATION
 - Over 70 years of US prospecting experience
 - One of the largest geological data bases in Western USA
 - 2018 Portfolio revenue of over \$2M

Corporate Overview

March 2018



Common Shares O/S	76,055,475
Total Shares F/D	91,055,475
Options	6,400,000
Warrants (5MM @ \$0.20)	9,000,000
Stock Price	C\$0.10
Market Cap	C\$8,500,000
Unrestricted Cash	C\$2,550,000
Gold Equities	C\$1,200,000
Total Debt (tax purposes)	C\$500,000
Enterprise Value	C\$5,250,000

- ❖ **11% Management and Insiders**
- ❖ **25% Tightly held by long-term shareholders**
- ❖ **One private placement, for 10MM shares in last 7 years**

3 Year Stock Performance

ELY.V Ely Gold & Minerals Inc. TSXV

© StockCharts.com

16-Jan-2018

Open 0.10 High 0.11 Low 0.10 Last 0.11 Volume 6,000 Chg +0.01 (+4.76%) ▲



Team Ely Gold

- ✧ Depth of experience in capital markets, mining, finance
- ✧ Successful value & option generation – over 100 property acquisitions subsequently leased or sold
- ✧ Proven track record for enhancing projects via claim consolidation, data compilation and permitting with federal agencies
- ✧ Low corporate overhead & burn rate with only two full-time employees

SENIOR MANAGEMENT

<p>Trey Wasser <i>President & CEO, Director</i></p>	<ul style="list-style-type: none"> • Over 40 years of brokerage and venture capital experience with Merrill Lynch, Kidder Peabody and Paine Webber • Currently President and a Director of Research for Pilot Point Partners • Founder of Due Diligence Tours organizing analyst tours to hundreds of mining projects in North America
<p>Jerry Baughman, BSc, PGeo <i>President, Nevada Select Royalties, Inc</i></p>	<ul style="list-style-type: none"> • Over 30 years experience in mineral exploration in USA, Mexico and South America • Nevada evaluating gold and silver properties in North and South America, leasing a number of properties to senior and junior mining companies • Former geologist and management positions with Southwestern Gold, Cambior (USA), Gryphon Gold, Fronteer Gold and Pilot Gold.
<p>Scott Kelly <i>CFO & Corporate Secretary</i></p>	<ul style="list-style-type: none"> • Has held senior and consultant positions with several publicly traded natural resource companies since 2004 • Currently also CFO of Sonoro Metals Corp and Marlin Gold

Team Ely Gold

- ✧ Depth of experience in capital markets, mining, finance
- ✧ Successful value & option generation – over 100 property acquisitions subsequently leased or sold
- ✧ Proven track record for enhancing projects via claim consolidation, data compilation and permitting with federal agencies
- ✧ Low corporate overhead & burn rate with only two full-time employees

Stephen Kenwood, BSc, PGeo <i>Director & Qualified Person</i>	<ul style="list-style-type: none"> • Over 25 years experience in global mining sector • Former geologist with Cominco, Eskay Creek and the Petaquilla. • Currently President and a director of Majestic Gold Corp., President and a director of Remo Resource Corp.
Tom Wharton	<ul style="list-style-type: none"> • Over 30 years experience with start-up, development and financing of early stage mining companies. • Director of Angel Gold, DV Resources and Dolly Varden Silver
William M. Sheriff, MSc	<ul style="list-style-type: none"> • Over 30 years experience in global mining sector • Founder and Executive Chairman of Golden Predator Corp • Currently serves as director of enCore Energy
Ron K. Husband, MBA	<ul style="list-style-type: none"> • Over 20 years experience in global mining sector • Currently Director of Sonoro Metals Corp.

August 2015 - Sold Mt Hamilton asset

- ❖ **US\$6,000,000**

April 2016 - Purchased Nevada Eagle assets

- ❖ **Jerry Baughman - ONE TIME LARGEST CLAIM HOLDER**
- ❖ **Sold Royalty Portfolio in 2010 - NOW HELD BY NEWMONT**
- ❖ **30 years building a geological data base**

May 2017 - Purchased Platoro West assets

- ❖ **Bill Sheriff - MANY LONG TERM HOLDINGS**
- ❖ **Formed Americas Bullion Royalty - Sold to Till Capital**
- ❖ **30 years building a geological data base from several companies**

September 2017 – Purchased Wolfpack Gold assets

- ❖ **Royalties**
- ❖ **Data Base - Actively explored over 20 properties**

LEVERAGE

A ROYALTY COMPANY

**LOW OVERHEAD & PRICED
TO CASH FLOW**

**GROWING ROYALTY
PORTFOLIO**

**THROUGH ACQUISITIONS
AND OPTION PORTFOLIO**

GOLD EQUITY PORTFOLIO

**SELECTED PRODUCERS
AND EXPLORERS**

**LARGE PROPERTY
PORTFOLIO**

**INTERESTS IN 71
PROPERTIES**

PEER COMPARISON

		Abitibi	EMX	Almadex	Metalla	Terraco	Ely
Capitalization	Market Capitalization (US\$MM)	\$95.1	\$72.8	\$55.8	\$46.4	\$10.0	\$7.1
	Cash & Equivalents (US\$MM)	\$32.7 ⁽¹⁾	\$6.3	\$4.6	\$1.5	\$0.6	\$3.9
	Proceeds from ITM Securities (US\$MM)	\$0.6	\$0.7	\$1.6	\$2.9	--	\$0.3
	Debt (US\$MM)	--	--	--	\$6.7	\$12.0	\$0.5
	Enterprise Value (US\$MM)	\$61.8	\$65.9	\$49.6	\$48.8	\$21.4	\$3.4
Trading	Avg. Value Traded (US\$000's)	\$39.5	\$82.3	\$123.9	\$39.7	\$14.7	\$13.5
	Performance - Last 3 Months (%)	4%	15%	11%	23%	0%	(19%)
	Performance - Last 6 Months (%)	1%	(7%)	41%	41%	(15%)	(4%)
	Performance - Last 12 Months (%)	(4%)	(23%)	(12%)	68%	(41%)	(29%)
Valuation	Price / 2018 Cash Flow ⁽²⁾	nmf	n/a	n/a	12.0x	n/a	7.9x
Portfolio Breakdown	Jurisdictional Focus	Quebec	U.S.	Mexico	Canada	Nevada/ Idaho	U.S. (Nevada)
	Commodity Focus	Au	Au / Cu	Au / Ag	Au	Au	Au
	# of Royalties / Streams	23 / --	37 / --	16 / --	16 / 2	2 ⁽³⁾ / --	21 / --
	# of Producing Royalties / Streams	-- / --	3 / --	-- / --	1 / 2	-- / --	-- / --

Source: FactSet, company disclosure and analyst estimates.

Notes: Based on CAD:USD exchange rate of 0.8026. Cash includes equity investments.

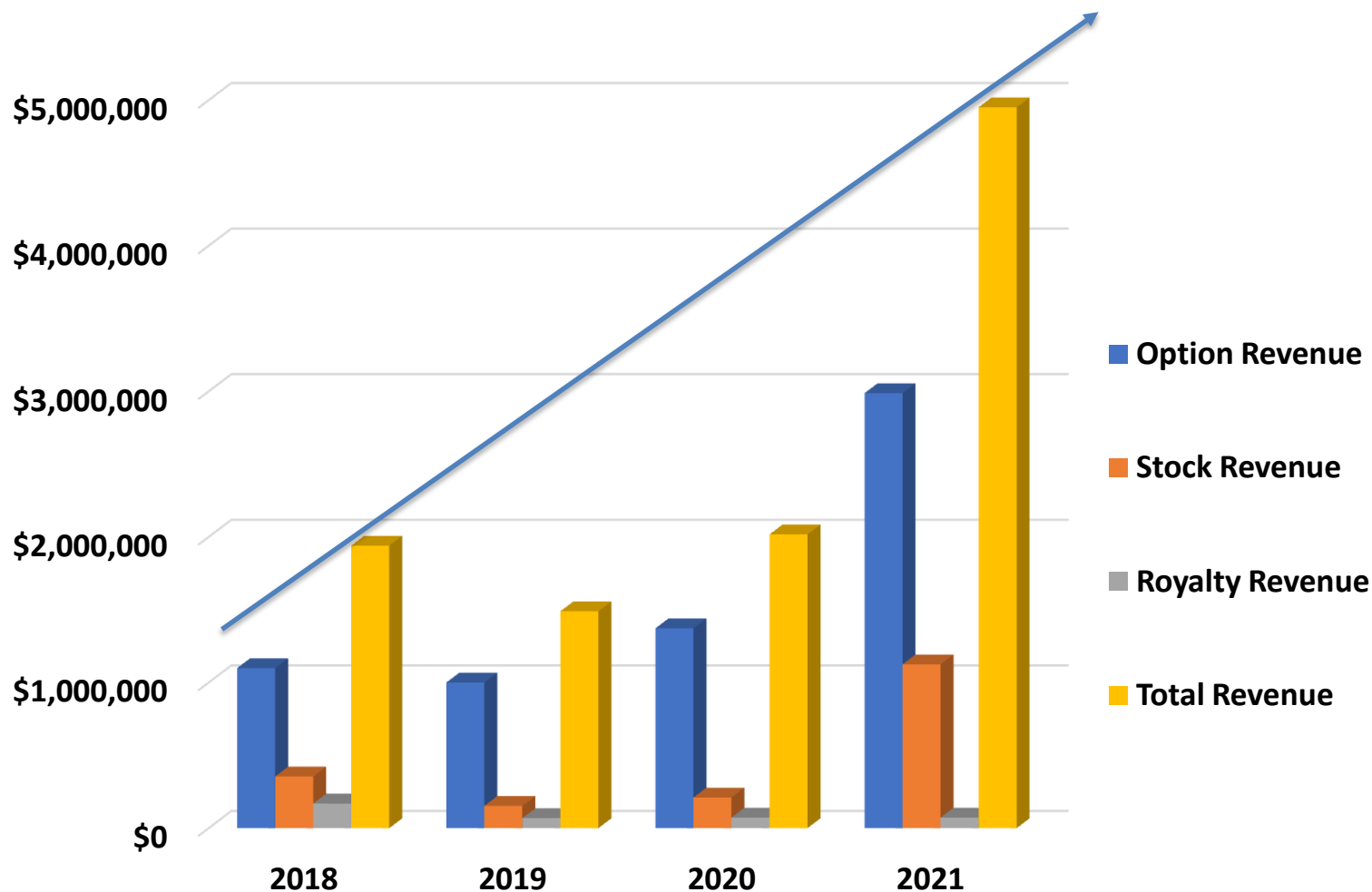
(1) Includes Agnico & Yamana shares marked-to-market.

(2) Based on management estimates.

(3) Consists of six royalties across two properties.

ROYALTY & OPTION PORTFOLIO REVENUE

TOTAL REVENUE (CANADIAN DOLLARS)



UPSIDE FOR SHAREHOLDERS



UNDERVALUED

**ROYALTY COMPANY
RE-RATING**

**LOW OVERHEAD & PRICED
TO CASH FLOW**

PEER RE-RATING

**TRADING AT A FRACTION
OF EMX & ABITIBI**

**FAST GROWING ROYALTY
PORTFOLIO**

**PURCHASING AND
GENERATING ROYALTIES**

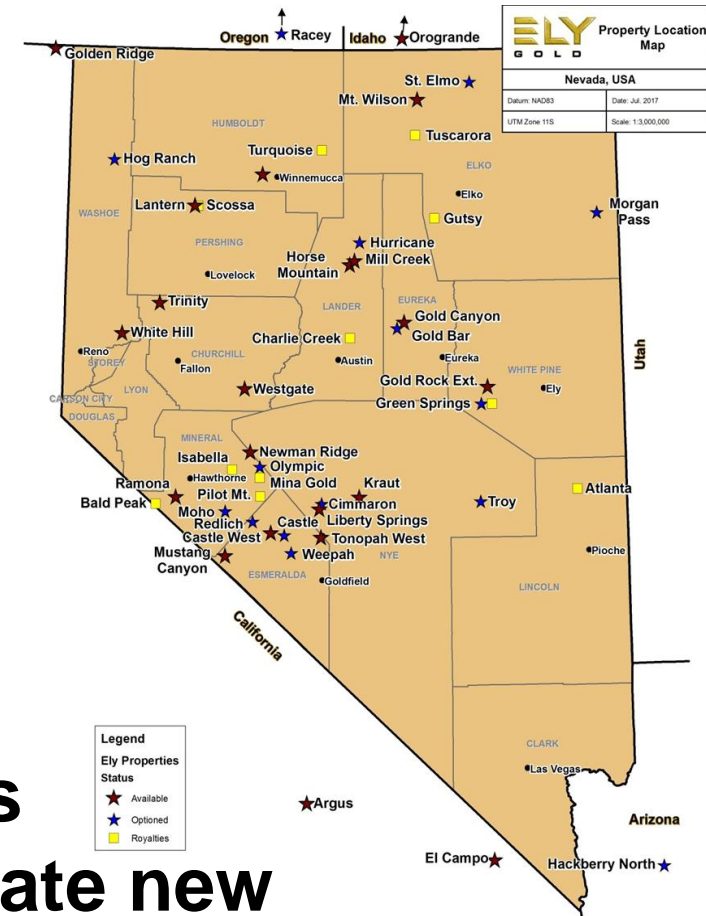
PRODUCING ROYALTY

**CURRENTLY NO
PRODUCING ROYALTY**

TODAY- INTERESTS IN 70 PROPERTIES

EXPLORATION LEVERAGE

- 21 Deeded Royalties
- 20 Optioned Properties
- 30 Available Properties
- \$2,000,000+ in 2018 revenue
- Nevada Focused
- Strong option/royalty partners
- Data Base continues to generate new properties
- Data Base is the key to property transactions



- **Properties & Royalties are identified using our proprietary geological database**
- **Historic properties enhanced through claim consolidation**
 - Mina Gold
 - Gold Bar
 - Weepah
 - Tonopah
- **Partners are major gold companies, producing juniors and some of the best exploration teams in the mining industry**
 - Gold Resource Corp (three projects)
 - Barrick
 - Coeur Mining
 - Hochschild Mining (three projects)
 - Fiore Exploration
 - Allegiant Gold
 - Waterton Global
 - Fremont Gold (four projects)
 - Colorado Resources
 - VR Resources
- **Dozens of new properties being generated from our Data Base**

CONSOLIDATING HISTORIC PROPERTIES



MINA GOLD
THE POWER OF
THE DATABASE

**January 2016- Purchased 4 claims.
Cost \$0 & .5% royalty to seller**

**March 2016- Staked 4 unpatented claims
Cost- \$1,000 in staking and claim fees**

**April 2016- Traded for 4 patented claims
Cost- \$1,200 in legal costs and claim fees**

**April 2016- Staked 35 unpatented claims
Cost- \$8,000 in staking and claim fees**

**June 2016- Organized historic data room
Cost- \$1,000**

**August 2016- Purchased existing 2% royalty
on the key patented Claims
Cost- \$18,750**

**Sold to
Gold Resource
for \$1MM
cash/stock
Retained a 2-
3% net smelter
returns royalty**

21 Deeded Royalties

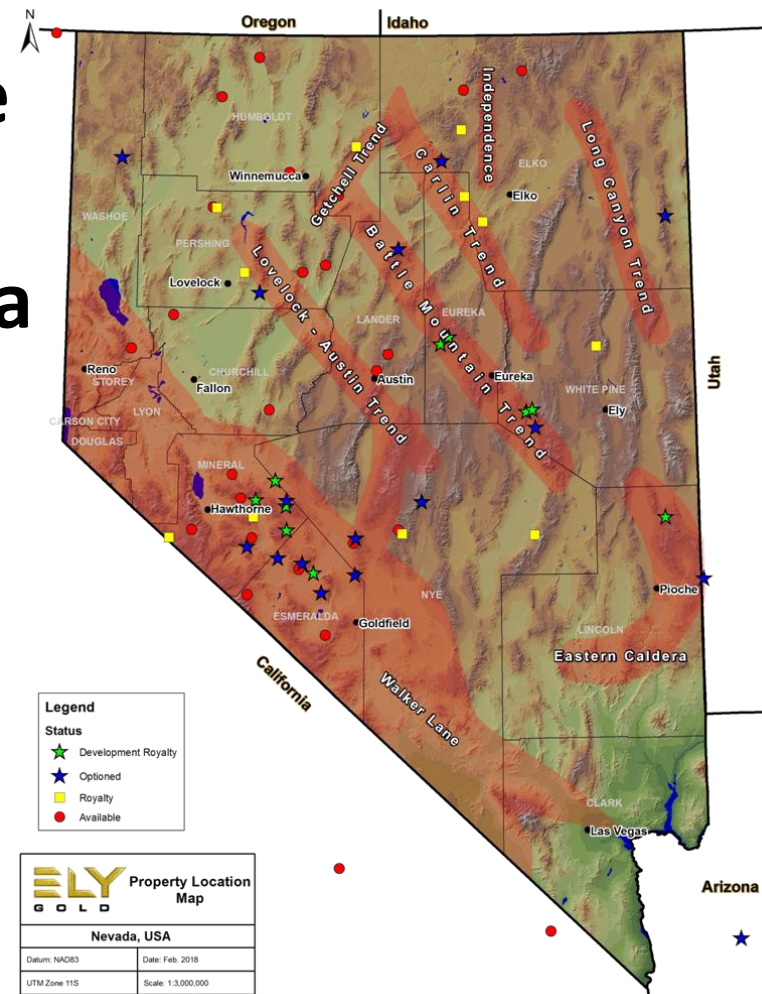
- **Focused on purchasing royalties from third parties and generating royalties through our Option Portfolio**
- **Development Royalties have:**
 - ❖ **43-101 or historic resources**
 - ❖ **in the permitting process**
 - ❖ **Pre-Feasibility Study**
- **Developing under-explored and unencumbered projects through claim consolidation and the elimination of existing royalties**

20 Optioned Properties

- **Partners always have an option to control 100% of a property**
- **Option Only - NO Joint Ventures**
 - ❖ **Allows for royalty type overhead**
 - ❖ **Allows for maximum property leverage**
 - ❖ **Maximizes cash flow**
 - ❖ **All options retain royalties if exercised**
- **Data rooms for all properties**
- **Typical option contract is 4 years with escalating and balloon payments**
- **All Option Properties will generate royalties, if exercised**
- **No work commitments**
- **Equity accepted from selected partners**
- **Current portfolio of 30 projects available for option**

WHY ELY GOLD ROYALTIES?

- Highly leveraged to the price of Gold
- Excellent leverage to Nevada exploration
- Extensive Data Base
- Undervalued compared to peers
- Royalty & Option portfolio generating cash flow
- Minimal shareholder dilution



NEVADA SELECT- ROYALTY PORTFOLIO

Project Name	Interest	County	Royalty	2018 Payment	Owner/ Operator	Type	Historic Resource
County Line	100%	Nye	2.50%	\$300,000	Gold Resource	Development	
Gold Rock	100%	White Pine	0.50%	None	Fiore Exploration	Development	43-101
Isabella	100%	Mineral	2.50%	None	Gold Resource	Development	
Mina Gold	100%	Mineral	3.00%	None	Gold Resource	Development	97,000 Oz.
Mt Hamilton	100%	White Pine	1.00%	None	Waterton Global	Development	43-101
Atlanta	100%	Lincoln	3.00%	None	Meadow Bay Gold	Exploration	
Bald Peak	100%	Mineral	3.00%	\$25,000	Radius Gold	Exploration	
Danbo	100%	Nye	3.00%	None	VR Resources	Exploration	
Gilbert South	100%	Esmeralda	1.00%	None	Renaissance	Exploration	
Green Springs	100%	White Pine	0.50%	\$5,000	Colorado Resources	Exploration	Historic
Gutsy	100%	Elko	0.50%	None	Eurasian Minerals	Exploration	
Kismet	100%	White Pine	2.00%	None	Eurasian Minerals	Exploration	
Pilot Mountain	100%	Mineral	2.00%	\$40,000	Thor Mining	Development	Historic
Quartz Mountain	100%	Lake	0.25%	None	Alamos Gold	Development	43-101
Maggie Creek	100%	Eureka	1.00%	None	Renaissance	Exploration	
New Boston	100%	Mineral	2.00%	None	VR Resources	Exploration	
Rosial	100%	Pershing	1.50%	None	Rye Patch Gold	Exploration	
Scossa	100%	Pershing	2.00%	None	Romios Gold	Exploration	
Troy	100%	Nye	Au,Ag	\$15,000	Brocade Metals	Exploration	
Turquoise	100%	Humboldt	2.00%	None	Barrick	Exploration	
Tuscarora	100%	Elko	2.00%	\$4,000	Novo Resources	Exploration	

Development Royalties have resources or are permitting staged mine projects

Project Name	Operator	Type	Royalty	AMR Payment	Status	Resource MM&I
Gold Rock	Fiore Exploration	Royalty	0.50%	None	Permitting	341,000 Oz Au
Isabella	Gold Resource	Royalty	2.50%	None	Permitting	None
Mina Gold	Gold Resource	Royalty	3.00%	None	Drilling	97,000 Oz Au
Mt Hamilton	Waterton Global	Royalty	1.00%	None	Permitted	875000 Oz Au
Castle/Eastside	Allegiant	Option	2.00%	\$35,000	Drilling	272,000 Oz Au
Gold Bar	Fremont Gold	Option	2.00%	\$150,000	Drilling	170,514 Oz Au
Gold Canyon	Fremont Gold	Option	2.00%	\$187,500	Permitting	27,000 Oz Au
Pilot Mountain	Thor Mining	Royalty	2.00%	\$40,000	Tungsten Development	11.73 MT
Quartz Mountain	Alamos Gold	Option	0.25%	None	Permitting	1.5M Oz Au

 Denotes non 43-101

NEVADA SELECT- OPTION PORTFOLIO

Project Name	Interest	County	Metals	2018 Payment	Partner/ Operator	Historic Resources
NEVADA PROPERTIES						
Aphro	100%	Nye	Au,Ag	\$2,000	Orla Mining	
Castle/Black Rock	100%	Nye	Au,Ag	\$35,000	Allegiant	272,153 oz.
Cimarron	100%	Nye	Au,Ag	\$25,000	Ridgestone Mining	Historic Resources
Gold Bar	100%	Eureka	Au,Ag	\$150,000	Fremont Gold	170,514 oz.
Gold Canyon	100%	Eureka	Au,Ag	\$187,500	Fremont Gold	Historic Resources
Green Springs	100%	White Pine	Au,Ag	\$200,000	Colorado Resources	Historic Resources
Gilbert South	100%	Esmeralda	Au,Ag	\$20,000	Renaissance Exploration	
Hog Ranch	50%	Washoe	Au,Ag	\$40,000	Hog Ranch Minerals Inc	Historic Resources
Hurricane	100%	Lander	Au,Ag	\$15,000	Fremont Gold	
Moho	100%	Mineral	Au,Ag	\$25,000	Hochschild Mining	
Morgan Pass	100%	Elko	Au,Ag	\$25,000	Wright Parks	
North Carlin	100%	Elko	Au, Ag	\$2,000	Fremont Gold	
Olympic	100%	Mineral	Au,Ag	\$20,000	Hochschild Mining	
Redlich Gold	100%	Esmeralda	Au,Ag	\$25,000	Hochschild Mining	
Rudi	100%	Pershing	Au,Ag	\$10,000	Pershing Gold	
Stateline	100%	Utah	Au,Ag	\$25,000	Pyramid Gold	
Tonopah West	100%	Esmeralda	Au,Ag	\$125,000	Coeur Mining	
Weepah	100%	Esmeralda	Au,Ag	\$100,000	Valterra Resources	
OTHER US PROPERTIES						
Hackberry North	100%	Mohave	Ag,Au	\$30,000	Bitterroot Resources	
Racey	100%	Malheur	Au,Ag	0	Aurion Resources	Historic Resources

NEVADA SELECT- AVAILABLE PROPERTIES

Project Name	Interest	County	Metals	Comments
<u>NEVADA PROPERTIES</u>				
Castle West	100%	Esmeralda	Au,Ag	Adjacent to Renaissance
Charlie Creek	100%	Lander	Au,Ag	Carlin-type gold system
Clayton Ridge	100%	Esmeralda	Au,Ag	High Grade Vein/Bulk target
Dyke Hot Springs	100%	Humboldt	Au,Ag	High Grade Vein/Bulk target
Edna Mountain	100%	Humboldt	Au,Ag	High Grade Vein Target
Golden Shears	100%	Humboldt	Au,Ag	High Grade Vein Target
Gold Note	100%	Pershing	Au, Ag	High Grade Vein Target
Gold Rock Extension	100%	White Pine	Au,Ag	Surrounded by GRP Minerals
Kings River	100%	Humboldt	Au,Ag	Conceptual Target
North Monitor	100%	Nye	Au,Ag	High Grade Vein/Bulk Target
Lantern	100%	Pershing	Au,Ag	Historic Resource
Liberty Springs	100%	Nye	Au,Ag	High Grade Vein Target
Mt Tobin	100%	Pershing	Au,Ag	Conceptual Target
Mt Wilson	100%	Elko	Au,Ag	Surrounds Contact Gold
Mustang Canyon	100%	Esmeralda	Au,Ag	High Grade Vein Target
Nevada Rand	100%	Mineral	Au, Ag	High Grade Vein Target
Ramona	100%	Mineral	Au,Ag	Adjacent to Borealis
Silver Dyke	100%	Mineral	Au, Ag	Adjacent to Camp Douglas
St Elmo	100%	Elko	Au,Ag	High Grade Vein Target
Trinity	100%	Churchill	Au,Ag	High Grade Vein Target
Westgate	100%	Churchill	Au,Ag	High Grade Vein/Bulk Target
Olinghouse NE	100%	Washoe	Au,Ag	Adjacent to Olinghouse
White Hill	100%	Mineral	Cu, Au, Ag	Copper Gold Porphyry
Yankee	100%	Lander	Au, Ag	Carlin-type gold system

 Denotes Deal Pending

NEVADA SELECT- AVAILABLE PROPERTIES

Project Name	Interest	County	Metals	Comments
<u>OTHER US PROPERTIES</u>				
Frost	100%	Oregon	Au,Ag	Near Grassy Mt. High Grade Vein Target
Golden Ridge	100%	California	Au,Ag	High Grade District
El Campo	100%	California	Rare Earths	Adjacent to Mt. Pass Mine
Argus	100%	California	Au,Ag	Historic Resource
Orogrande	100%	Idaho	Au,Ag	Adjacent to Orogrande Friday
Questa Blanca	100%	New Mexico	Au,Ag	High Grade Vein target
Stateline	100%	Utah	Au,Ag	High Grade Vein Target

 Denotes Deal Pending



G O L D
R O Y A L T I E S

DEVELOPING ROYALTY ASSETS IN NORTH AMERICA

CONTACT:

Trey Wasser, President & CEO
trey@elygoldinc.com

Joanne C. Jobin, Investor Relations Officer
jjobin@elygoldinc.com

PROPERTY INQUIRIES:

Jerry Baughman, President
Nevada Select Royalties, Inc
jbaughman@elygoldinc.com

Ely Gold Royalties Inc.
2833- 595 Burrard Street
Vancouver, B.C. V7X 1K8
T: 1-604-488-1104
W: elygoldinc.com
E: ir@elygoldinc.com