



ELY

**G O L D
R O Y A L T I E S**

DEVELOPING ROYALTY ASSETS IN NORTH AMERICA

C o r p o r a t e P r e s e n t a t i o n

January 2018

TSX-V: ELY OTC: ELYGF

elygoldinc.com

FORWARD LOOKING STATEMENTS



This presentation contains statements concerning Ely Gold Royalties' acquisition, development, and marketing of North American precious metal resource properties and the Company's intent to sell or option portfolio properties, while reserving any royalties. Such forward-looking statements or information are based on a number of assumptions, which may prove to be incorrect.

Although Ely Gold Royalties believes that the expectations reflected in such forward-looking statements or information are reasonable, undue reliance should not be placed on forward-looking statements because the Company can give no assurance that such expectations will prove to be correct. Forward-looking statements or information are based on current expectations, estimates and projections that involve a number of risks and uncertainties which could cause actual results to differ materially from those anticipated by the Company and described in the forward-looking statements or information. These risks and uncertainties include, but are not limited to, risks associated with geological, geometrical and geophysical interpretation and analysis, the ability of the Company to obtain financing, equipment, supplies and qualified personnel necessary to carry on exploration, exploitation or acquisition of properties and the general risks and uncertainties involved in mineral exploration and analysis.

The forward-looking statements or information contained in this presentation are made as of the date hereof and the Company undertakes no obligation to update publicly or revise any forward-looking statements or information, whether as a result of new information, future events or otherwise, unless so required by applicable securities laws.

***“ELY GOLD ROYALTIES IS COMMITTED
TO PURCHASING, DEVELOPING AND
MAINTAINING A LARGE ROYALTY PORTFOLIO
IN SECURE JURISDICTIONS.”***

GENERATING GROWTH & CASH FLOW

MULTI-LEVEL PLATFORM

Existing royalty portfolio with excellent operating partners

Aggressively purchasing additional royalties

Growing lease/option portfolio generating cash flow with retained royalties

100% owned Nevada property portfolio to be optioned & explored

Continually staking & purchasing additional properties and royalties



ELY GOLD ROYALTIES INC

100%

Nevada Select
Royalty, Inc.

100%

DHI Minerals
(US) Ltd

ROYALTY PROFILE



- Focused on purchasing royalties from third parties and originating royalties with recurring cash flow streams by optioning or selling advanced exploration properties
- Properties are identified using our extensive proprietary geological data base
- Developing under-explored and unencumbered projects through claim consolidation and the elimination of existing royalties
- Option model balances risk-reward in exploration programs
- Focused in Nevada and Western USA


CORPORATE MILESTONES



- **April 2016 - Purchased Nevada Eagle assets**
 - 2 deeded royalties
 - 8 optioned properties
 - 19 properties available for sale
 - Historic data base
- **August 2016 - Purchased 4 deeded royalties from Till Capital**
- **September 2016 - Sold 2 properties with retained royalties**
- **September 2017 - Purchased 4 royalties from Wolfpack Gold**
- **May 2017 - Purchased Platoro West assets**
 - 8 deeded royalties
 - 2 optioned properties
 - 20 properties available for sale
 - Historic data base
- **2017**
 - Sold 3 properties with retained royalties
 - Optioned 8 properties
 - Staked 10 properties

Focused in Nevada and Western U.S.A.


- 20 Deeded Royalties
- 17 Optioned Properties
- 32 Properties available for sale
- \$2,000,000 in 2018 recurring revenue



ROYALTY & OPTION PORTFOLIO

- Partners are major gold companies, producing juniors and some of the best exploration teams in the mining industry
 - Gold Resource Corp (three projects)
 - Barrick
 - Coeur Mining
 - Hochschild Mining (three projects)
 - Fiore Exploration
 - Allegiant Gold
 - Waterton
 - Fremont Gold (three projects)
 - Colorado Resources
 - VR Resources

- Most properties have active exploration development programs



Development Royalties have resources or are part of current mine projects

Project Name	Operator	Type	Royalty	AMR Payment	Status	Resource MI&I
Gold Rock	Fiore Exploration	Royalty	0.50%	None	Permitting	341,000 Oz Au
Isabella	Gold Resource	Royalty	2.50%	None	Permitting	None
Mina Gold	Gold Resource	Royalty	3.00%	None	Drilling	97,000 Oz Au
Mt Hamilton	Waterton Global	Royalty	1.00%	None	Permitted	875,000 Oz Au
Castle/Eastside	Allegiant	Option	2.00%	\$35,000	Drilling	272,000 Oz Au
Gold Bar	Fremont Gold	Option	2.00%	\$150,000	Drilling	170,514 Oz Au
Gold Canyon	Fremont Gold	Option	2.00%	\$187,500	Permitting	27,000 Oz Au
Pilot Mountain	Thor Mining	Royalty	2.00%	\$40,000	Tungsten Development	11.73 MT
Quartz Mountain	Alamos Gold	Option	0.25%	None	Permitting	1.5M Oz Au

 Denotes non 43-101

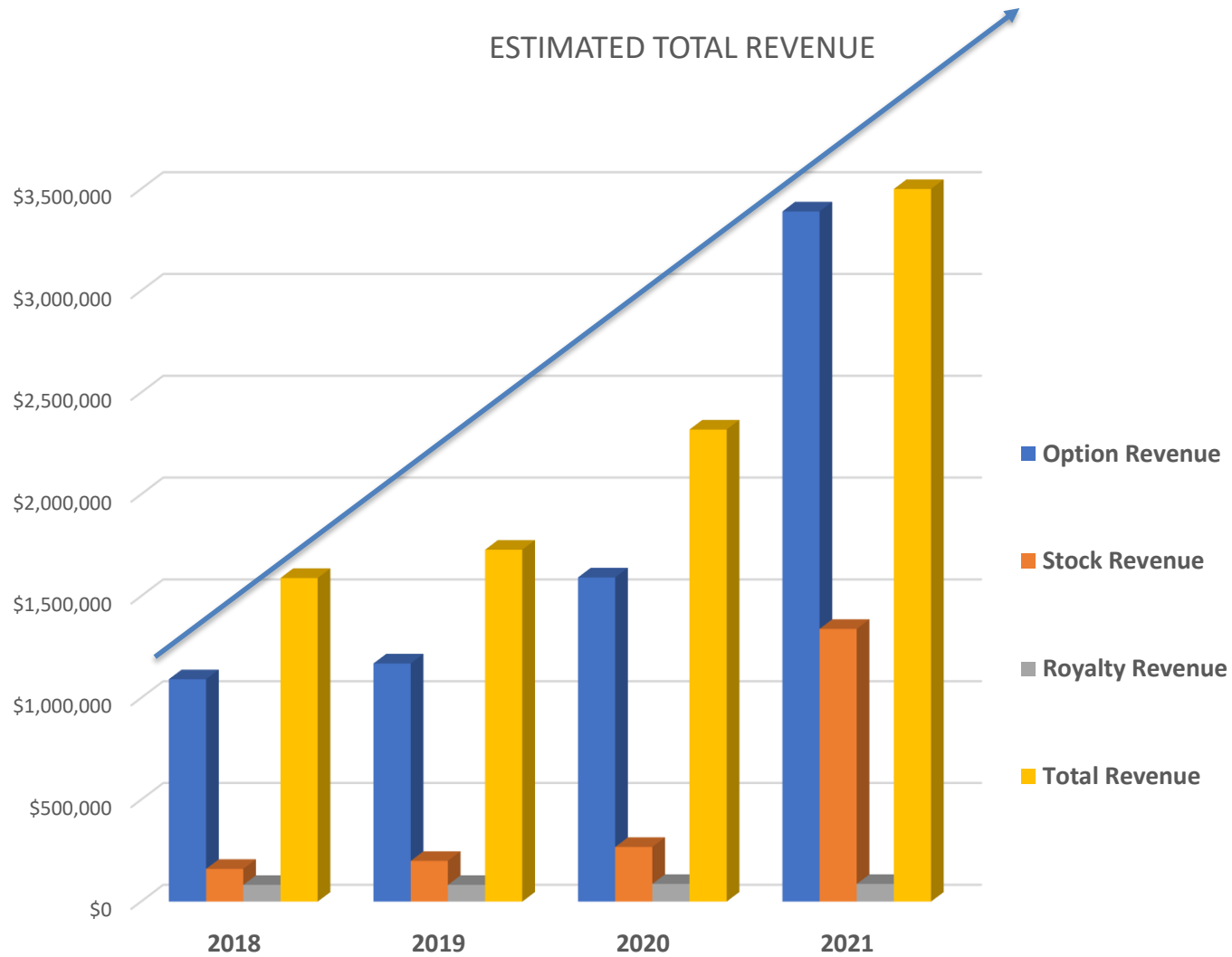
NEVADA SELECT- ROYALTY PORTFOLIO

Project Name	Interest	County	Royalty	AMR Payment	Owner/ Operator	Type
Gold Rock	100%	White Pine	0.50%	None	Fiore Exploration	Development
Isabella	100%	Mineral	2.50%	None	Gold Resource	Development
Mina Gold	100%	Mineral	3.00%	None	Gold Resource	Development
Mt Hamilton	100%	White Pine	1.00%	None	Waterton Global	Development
Atlanta	100%	Lincoln	3.00%	None	Meadow Bay Gold	Exploration
Bald Peak	100%	Mineral	3.00%	\$25,000	Radius Gold	Exploration
Danbo	100%	Nye	3.00%	None	VR Resources	Exploration
Gilbert South	100%	Esmeralda	1.00%	None	Renaissance	Exploration
Green Springs	100%	White Pine	0.50%	\$5,000	Colorado Resources	Exploration
Gutsy	100%	Elko	0.50%	None	EMX Royalty	Exploration
Kismet	100%	White Pine	2.00%	None	EMX Royalty	Exploration
Pilot Mountain	100%	Mineral	2.00%	\$40,000	Thor Mining	Development
Quartz Mountain	100%	Lake	0.25%	None	Alamos Gold	Development
Maggie Creek	100%	Eureka	1.00%	None	Renaissance	Exploration
New Boston	100%	Mineral	2.00%	None	VR Resources	Exploration
Rosial	100%	Pershing	1.50%	None	Rye Patch Gold	Exploration
Scossa	100%	Pershing	2.00%	None	Romios Gold	Exploration
Troy	100%	Nye	Au,Ag	None	Brocade Metals	Exploration
Turquoise	100%	Humboldt	2.00%	None	Barrick	Exploration
Tuscarora	100%	Elko	2.00%	\$4,000	Novo Resources	Exploration

NEVADA SELECT- OPTION PORTFOLIO


Project Name	Interest	County	Metals	2018 Payment	Partner/ Operator
<u>NEVADA PROPERTIES</u>					
Castle/Black Rock	100%	Nye	Au,Ag	\$35,000	Allegiant Gold
Cimmaron	100%	Nye	Au,Ag	\$25,000	Ridgestone Mining
Gold Bar	100%	Eureka	Au,Ag	\$150,000	Fremont Gold
Gold Canyon	100%	Eureka	Au,Ag	\$187,500	Fremont Gold
Green Springs	100%	White Pine	Au,Ag	\$200,000	Colorado Resources
Gilbert South	100%	Esmeralda	Au,Ag	\$20,000	Renaissance Exploration
Hog Ranch	50%	Washoe	Au,Ag	\$40,000	Hog Ranch Minerals Inc
Hurricane	100%	Lander	Au,Ag	\$15,000	Fremont Gold
Moho	100%	Mineral	Au,Ag	\$25,000	Hochschild Mining
Morgan Pass	100%	Elko	Au,Ag	\$25,000	Wright Parks
Olympic	100%	Mineral	Au,Ag	\$20,000	Hochschild Mining
Redlich Gold	100%	Esmeralda	Au,Ag	\$25,000	Hochschild Mining
Rudi	100%	Pershing	Au,Ag	\$10,000	Pershing Gold
Tonopah West	100%	Esmeralda	Au,Ag	\$125,000	Coeur Mining
Weepah	100%	Esmeralda	Au,Ag	\$100,000	Valterra Resources
<u>OTHER US PROPERTIES</u>					
Hackberry North	100%	Mohave	Ag,Au	\$30,000	Bitterroot Resources
Racey	100%	Malheur	Au,Ag	0	Aurion Resources

PORTFOLIO REVENUE



AVAILABLE PROPERTIES

- Partners always have an option to control 100% of a property - NO Joint Ventures
- Data rooms for all properties
- Typical option contract is 4 years with escalating and balloon payments
- No work commitments
- Term Sheets with binding terms and exclusivity allows for risk-free due diligence
- Delayed payments to eliminate permitting risk
- Equity accepted from selected partners
- Current portfolio of 32 available projects



NEVADA SELECT- AVAILABLE PROPERTIES

Project Name	Interest	County	Metals	Comments
NEVADA PROPERTIES				
Aphro	100%	Nye	Au,Ag	Surrounded by King Solomon
Castle West	100%	Esmeralda	Au,Ag	Adjacent to Renaissance
Charlie Creek	100%	Lander	Au,Ag	Carlin-type gold system
County Line/Newman	100%	Nye	Au,Ag	Adjacent to Paradise Peak
Dyke Hot Springs	100%	Humboldt	Au,Ag	High Grade Vein/Bulk target
Gold Shears	100%	Humboldt	Au,Ag	High Grade Vein Target
Gold Note	100%	Pershing	Au, Ag	High Grade Vein Target
Gold Rock Extension	100%	White Pine	Au,Ag	Surrounded by GRP Minerals
Kings River	100%	Humboldt	Au,Ag	Conceptual Target
Kraut	100%	Nye	Au,Ag	High Grade Vein/Bulk Target
Lantern	100%	Pershing	Au,Ag	Historic Resource
Liberty Springs	100%	Nye	Au,Ag	High Grade Vein Target
Mt Tobin	100%	Pershing	Au,Ag	Conceptual Target
Mt Wilson	100%	Elko	Au,Ag	Surrounds Contact Gold
Mustang Canyon	100%	Esmeralda	Au,Ag	High Grade Vein Target
Nevada Rand	100%	Mineral	Au, Ag	High Grade Vein Target
Ramona	100%	Mineral	Au,Ag	Adjacent to Borealis
Rossi North	100%	Elko	Au, Ag	Carlin-type gold system
Silver Dyke	100%	Mieral	Au, Ag	Adjacent to Camp Douglas
St Elmo	100%	Elko	Au,Ag	High Grade VeinTarget
Trinity	100%	Churchill	Au,Ag	High Grade Vein Target
Westgate	100%	Churchill	Au,Ag	High Grade Vein/Bulk Target
Olinghouse NE	100%	Washoe	Au,Ag	Adjacent to Olinghouse
White Hill	100%	Mineral	Cu, Au, Ag	Copper Gold Porphyry
Yankee	100%	Lander	Au, Ag	Carlin-type gold system

 Denotes Deal Pending

Corporate Overview January 19, 2018

Common Shares O/S	76,055,475
Total Shares F/D	85,055,475
Warrants	9,000,000
Stock Price	\$0.10
Market Cap	\$8,505,548
Unrestricted Cash	\$2,150,000
Investments	\$1,600,000
Total Debt	\$400,000
Enterprise Value	\$5,155,548



PEER COMPARISON

		Abitibi	EMX	Almadex	Metalla	Terraco	Ely
Capitalization	Market Capitalization (US\$MM)	\$95.1	\$72.8	\$55.8	\$46.4	\$10.0	\$7.1
	Cash & Equivalents (US\$MM)	\$32.7	\$6.3	\$4.6	\$1.5	\$0.6	\$3.9
	Proceeds from ITM Securities (US\$MM)	\$0.6 ⁽¹⁾	\$0.7	\$1.6	\$2.9	--	\$0.3
	Debt (US\$MM)	--	--	--	\$6.7	\$12.0	\$0.5
	Enterprise Value (US\$MM)	\$61.8	\$65.9	\$49.6	\$48.8	\$21.4	\$3.4
Trading	Avg. Value Traded (US\$000's)	\$39.5	\$82.3	\$123.9	\$39.7	\$14.7	\$13.5
	Performance - Last 3 Months (%)	4%	15%	11%	23%	0%	(19%)
	Performance - Last 6 Months (%)	1%	(7%)	41%	41%	(15%)	(4%)
	Performance - Last 12 Months (%)	(4%)	(23%)	(12%)	68%	(41%)	(29%)
Valuation	Price / 2018 Cash Flow ⁽²⁾	nmf	n/a	n/a	12.0x	n/a	7.9x
Portfolio Breakdown	Jurisdictional Focus	Quebec	U.S.	Mexico	Canada	Nevada/ Idaho	U.S. (Nevada)
	Commodity Focus	Au	Au / Cu	Au / Ag	Au	Au	Au
	# of Royalties / Streams	23 / --	37 / --	16 / --	16 / 2	(3) / --	21 / --
	# of Producing Royalties / Streams	-- / --	3 / --	-- / --	1 / 2	-- / --	-- / --

Source: FactSet, company disclosure and analyst estimates.

Notes: Based on CAD:USD exchange rate of 0.8026. Cash includes equity investments.

(1) Includes Agnico & Yamana shares marked-to-market.

(2) Based on management estimates.

(3) Consists of six royalties across two properties.

STRATEGY

**A ROYALTY COMPANY
WITH EXCELLENT CASH FLOW**

**A ROYALTY GENERATOR
ALSO RETAINING EQUITY INTERESTS**

**A PROJECT DEVELOPER
WITH A FOCUSED BUSINESS MODEL**

**AN EXPLORATION COMPANY
WITH EXCELLENT DEAL FLOW**

THE UPSIDE

1

**Royalty Company
Share Re-rating**

2

**Growing Option
Portfolio &
Cash Flow**

3

Equity Portfolio

4

**Exploration
Blue-Sky**

Team Ely Gold

- ✦ Depth of experience in capital markets, mining, finance
- ✦ Successful value & option generation – over 100 property acquisitions subsequently leased or sold
- ✦ Proven track record for enhancing projects via claim consolidation, data compilation and permitting with federal agencies
- ✦ Low corporate overhead & burn rate

SENIOR MANAGEMENT

<p>Trey Wasser <i>President & CEO, Director</i></p>	<ul style="list-style-type: none"> • Over 40 years of brokerage and venture capital experience with Merrill Lynch, Kidder Peabody and Paine Webber • Currently President and a Director of Research for Pilot Point Partners • Founder of Due Diligence Tours organizing analyst tours to hundreds of mining projects in North America
<p>Jerry Baughman, BSc, PGeo <i>President, Nevada Select Royalties, Inc</i></p>	<ul style="list-style-type: none"> • Over 30 years experience in mineral exploration in USA, Mexico and South America • Nevada evaluating gold and silver properties in North and South America, leasing a number of properties to senior and junior mining companies • Former geologist and management positions with Southwestern Gold, Cambior (USA), Gryphon Gold, Fronteer Gold and Pilot Gold.
<p>Scott Kelly <i>CFO & Corporate Secretary</i></p>	<ul style="list-style-type: none"> • Has held senior and consultant positions with several publicly traded natural resource companies since 2004 • Currently also CFO of Sonoro Metals Corp and Marlin Gold

Team Ely Gold

- ✦ Depth of experience in capital markets, mining, finance
- ✦ Successful value & option generation – over 100 property acquisitions subsequently leased or sold
- ✦ Proven track record for enhancing projects via claim consolidation, data compilation and permitting with federal agencies
- ✦ Low corporate overhead & burn rate

<p>Stephen Kenwood, BSc, PGeo <i>Director & Qualified Person</i></p>	<ul style="list-style-type: none"> • Over 25 years experience in global mining sector • Former geologist with Cominco, Eskay Creek and the Petaquilla. • Currently President and a director of Majestic Gold Corp., President and a director of Remo Resource Corp.
<p>Tom Wharton</p>	<ul style="list-style-type: none"> • Over 30 years experience with start-up, development and financing of early stage mining companies. • Director of Angel Gold, DV Resources and Dolly Varden Silver
<p>William M. Sheriff, MSc</p>	<ul style="list-style-type: none"> • Over 30 years experience in global mining sector • Founder and Executive Chairman of Golden Predator Corp • Currently serves as director of enCore Energy
<p>Ron K. Husband, MBA</p>	<ul style="list-style-type: none"> • Over 20 years experience in global mining sector • Currently Director of Sonoro Metals Corp.

The logo for Ely Gold Royalties features the word "ELY" in a large, bold, yellow, 3D-style font. The letters are blocky with beveled edges and a slight shadow. Below "ELY" is a thick yellow horizontal bar. Underneath the bar, the words "G O L D" and "R O Y A L T I E S" are stacked in a white, sans-serif, all-caps font with wide letter spacing.

G O L D
R O Y A L T I E S

DEVELOPING ROYALTY ASSETS IN NORTH AMERICA

CONTACT:

Trey Wasser, President & CEO
trey@elygoldinc.com

Joanne C. Jobin, Investor Relations Officer
jjobin@elygoldinc.com

PROPERTY INQUIRIES:

Jerry Baughman, President
Nevada Select Royalties, Inc
jbaughman@elygoldinc.com

Ely Gold Royalties Inc.
2833- 595 Burrard Street
Vancouver, B.C. V7X 1K8
T: 1-604-488-1104
W: elygoldinc.com
E: ir@elygoldinc.com